

VIBRODRIVERS

For pile driving and deep foundations



IMPERIAL UNITS


For more than 80 years
PTC has mastered
vibration technology
and developed innovative
pile driving solutions:
THE VIBRODRIVERS

PTC Vibrodrivers are efficient hydraulic vibratory hammers that produce vertical vibrations to drive or extract a wide variety of profiles:

- Sheet piles
- H and I beams
- Casings and tubes
- Wooden piles

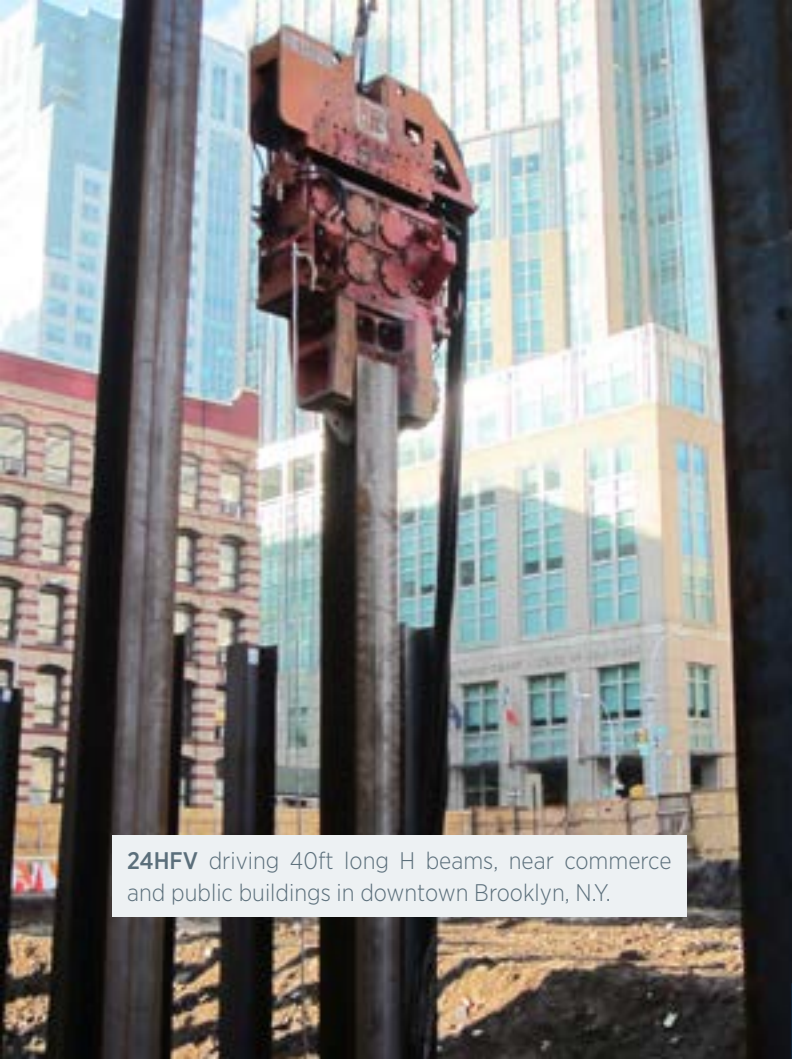
The Vibrodriver work free hanging on crawler cranes and mobile cranes with telescopic booms.

65HD Vibrodriver building an anchor wall made of 16 m long AZ sheet piles, for the 3rd Quay of the port of Lomé, Togo.





265HD Vibrodriver driving 98ft long and 78in diameter piles for a bridge on the Orinoco river, Venezuela.



24HFV driving 40ft long H beams, near commerce and public buildings in downtown Brooklyn, N.Y.



32HFV Vibrodriver with variable moment technology driving 20 m long sheet piles near buildings by the Seine River, Paris, France.

APPLICATIONS

PTC pile driving technology is used worldwide in multiple applications.

BRIDGES



COFFERDAMS



VERTICAL DRAINS

RAILWAYS






CITY CENTERS



COMBINED WALL



UNDERWATER



HARBOURS



CAST IN-SITU



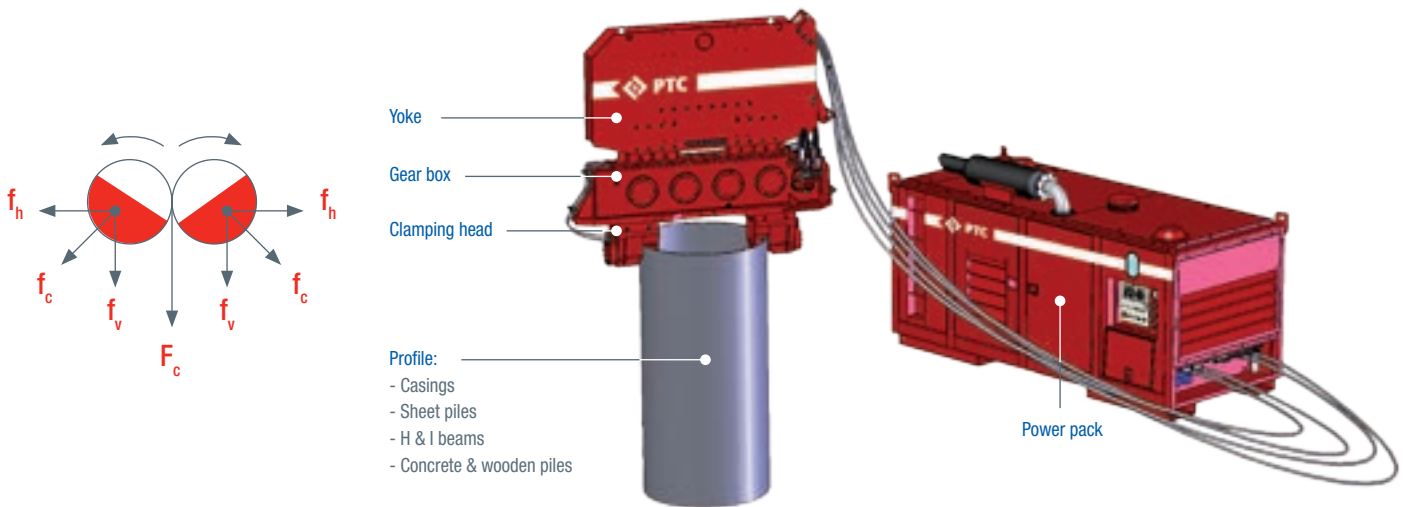
EXTREME WEATHER
CONDITIONS

VIBRODRIVER PRINCIPLE

Vibratory pile driving reduces the cohesion of the soil through vibration.

The vibration of a profile causes the adjacent ground to shift and reduces the friction, between the soil and the profile. Thus allowing to easily drive or extract the profile.

In the gearbox, each eccentric pair turns at the same angular velocity but in opposite directions, producing a vertical vibration. Each eccentric generates a centrifugal force f_c . The horizontal components f_h are offset at the same time that the vertical components f_v are added, resulting in a total centrifugal force F_c . The yoke located above the gearbox prevents the transmission of vibrations to the crane, thanks to specially designed shock absorbers.



TECHNICAL PARAMETERS

- **ECCENTRIC MOMENT: MT (IN.LB)**

$$M^t = \sum (m \times r)$$

(*r*: the distance between the eccentric's center of gravity and its rotational axis)

(*m*: the mass of the eccentric)

- **CENTRIFUGAL FORCE: FC (tons)**

Each eccentric generates:

$$f_c = m \times r \times \omega^2 \quad (\omega \text{ is the angular velocity in radians/s})$$

$$F_c = 1.448 \times M^t \times n^2 \times 10^{-8} \quad (M^t \text{ in in.lb, } n \text{ in rpm})$$

Example: PTC 30H1A Vibrodriver ($M^t = 2600$ in.lb, $n = 1680$ r.p.m.)

$$F_c = 1.448 \times 2600 \times 1680^2 \times 10^{-8} = 106 \text{ tons}$$

- **DYNAMIC WEIGHT: m_v (in.lb)**

m_v = weight of the gearbox + weight of the clamping head + weight of the element.

- **AMPLITUDE: A (in)**

Is the total vertical displacement of the vibrating elements during one complete revolution of the eccentrics.

$$A = \frac{2 \times M^t}{m_v} \quad (A: \text{in inches, } M^t: \text{in in.lb, } m_v: \text{in lb})$$

Example: PTC 30H1A Vibrodriver

($M^t = 2600$ in.lb, weight of gearbox = 4980 lb, clamping head = 2095 lb) + tube ($\varnothing 55''$ m, 8 feet, 1/2'' thick = 25372 lb)
 $m_v = 4980 + 2095 + 25372 = 32447$ lb

$$A = \frac{2 \times 2600}{32447} = 0.16 \text{ in}$$

200HD Vibrodriver driving casings of 2.4 m diameter and 30 m long, France.



VIBRODRIVER RANGES

For a perfect technological adaptation to a variety of applications.

VIBRODRIVER RANGES

PTC pile driving know-how has produced innovative piling technologies, which have been integrated into the different ranges of PTC Vibrodrivers to offer the most performant pile driving solution for each application.

HFV: High Frequency Vibrodrivers with PTC Patented Variable moment Technology

HV: Standard Frequency Vibrodrivers with PTC Patented Variable moment Technology

H / HD: Standard Frequency Vibrodrivers with Fixed eccentric moment

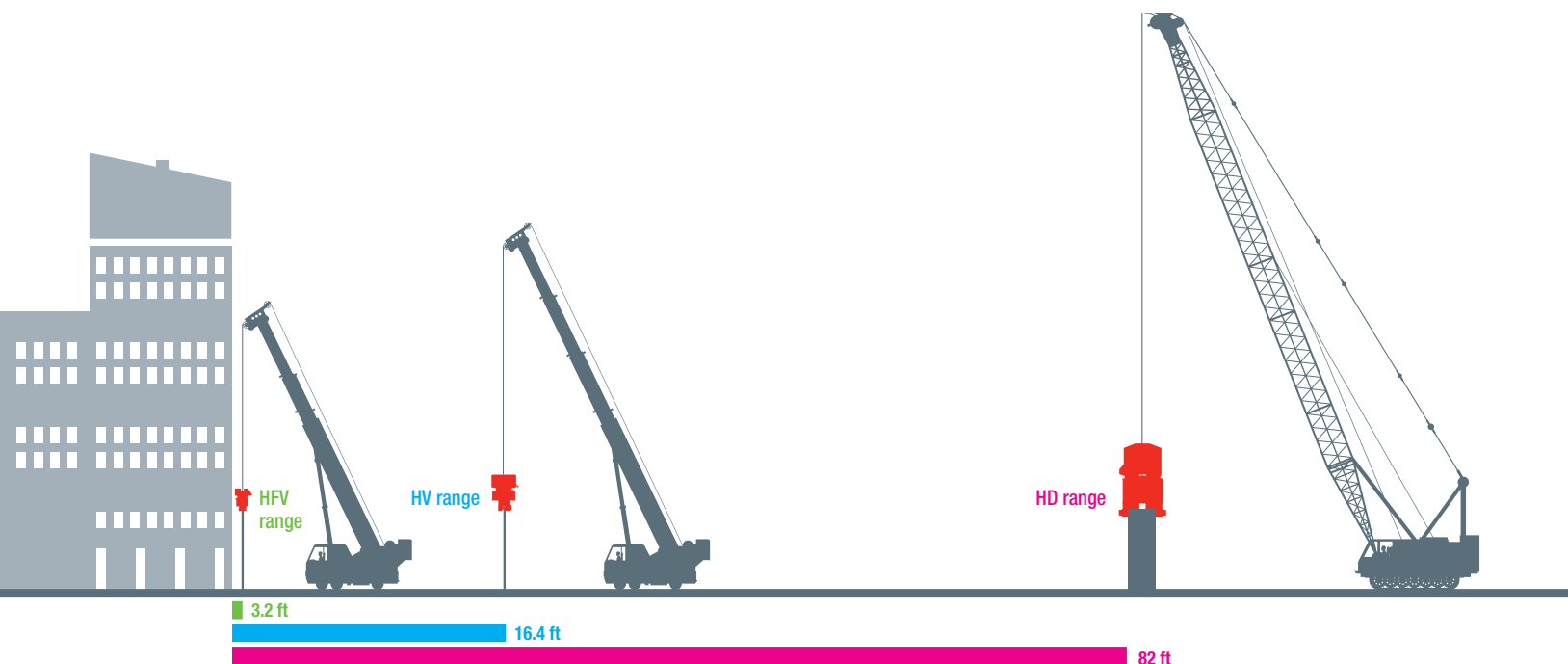
WHAT VIBRODRIVER RANGE ?

The Vibrodriver range that best fits your application depends on the proximity of the piling job to existing vibration-sensitive structures. If the piling works are done in a vibration-sensitive area (in a city center next to buildings), you will need to control your amplitude and the particle velocity, thus you need a Vibrodriver with Variable moment technology (PTC Patent).

If you are in an open area, far from other structures you may use a Vibrodriver with a fixed eccentric moment.

Once you know which Vibrodriver range is the most adapted for your application. The type of soil and the profile parameters (height, weight, type of profile) are key to determine within that range, what is the excentric moment you require to drive the profile to the desired depth.

RECOMMENDED VIBRODRIVER RANGE ACCORDING TO THE PROXIMITY OF A VIBRATION-SENSITIVE STRUCTURE



VARIABLE MOMENT TECHNOLOGY




This technology allows driving with adjustable amplitude thanks to the variation of the eccentric's relative positions.

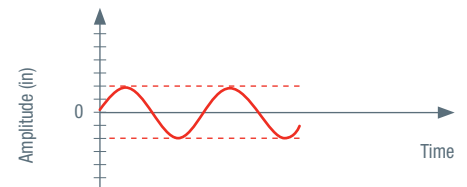
The advantages of the technology

- Resonance-free start up and stop down.
- Suitable for telescopic booms.
- Amplitude adjustment at any time thanks to a variation of the moment.
- The variation of the moment facilitates the handling of the profile during driving operations:
 - **Better control of the profile verticality.**
 - **Helps to precisely attain the desired driving depth.**
 - **Possibility of adjusting driving speed.**

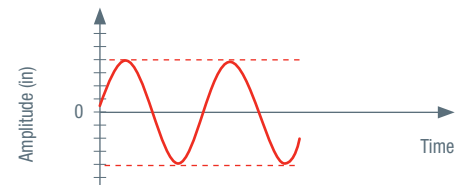
Start of vibration



Turned 60°

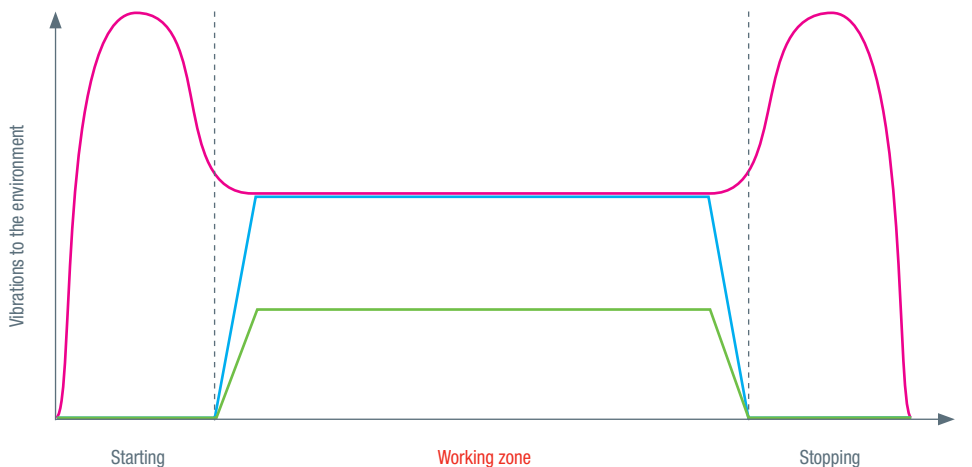


Turned 180°



VIBRATORY EMISSIONS TRANSMITTED TO THE ENVIRONMENT

This graph shows the vibrations emitted in the ground by the different Vibrodriver ranges. This is determined by the Vibrodriver's working frequency (High or Standard) and the use of the variable moment technology.



HFV range:

High Frequency Vibrodrivers with PTC Patented Variable moment Technology

HV range:

Standard Frequency Vibrodrivers with PTC Patented Variable moment Technology

H / HD range:

Standard Frequency Vibrodrivers with Fixed eccentric moment


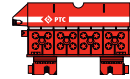
H / HD RANGE

Standard Frequency and fixed eccentric moment.

The largest range of “Heavy Duty” Vibrodrivers in the world. This robust range adapts to applications needing to drive sheet piles and casings with total weights up to 150 tons.




VIBRODRIVERS		25H1A	30H1A	50HD
ECCENTRIC MOMENT	in-lb	2000	2600	4340
HYDRAULIC POWER	HP	193	279	408
OIL FLOW	gpm	63	91	134
MAX. FREQUENCY	Hz / rpm	26 / 1560	28 / 1680	25 / 1500
MAX. CENTRIFUGAL FORCE	tons	70	106	141
MAX. LINE PULL CAPACITY	tons	34	45	70
VIBRATING WEIGHT WITHOUT CLAMP	lb	4890	4980	6690
TOTAL WEIGHT WITHOUT CLAMP	lb	8290	8380	12610
MAX. AMPLITUDE	in	0.82	1.05	1.30
LENGTH	in	98	98	98
MAX. WIDTH	in	29	29	36
CENTRE WIDTH	in	13	13	13
HEIGHT WITHOUT CLAMP	in	71	71	86
RECOMMENDED POWER PACK				
TYPE		240	400	500
OPTION				
COOLER (for continuous running)	-	-	-	Option
RAKED VERSION	-	0° - 15°	0° - 15°	0° - 15° Option 45°
EXTRA POWER VERSION (Vibro + Powerpack)	-	-	-	50HDS + 650
RECOMMENDED CLAMPS				
FOR SHEET PILES		Agripex 85 t	Agripex 120 t	Agripex 170 t
CLAMPS TOTAL WEIGHT	lb	970	1650	2760
FOR CASINGS AND TUBES		Duplex 2x42 t	Duplex 2x55 t	Duplex 2x85 t
CLAMPS TOTAL WEIGHT	lb	1280	2095	2690
CASING DIAMETER (min. and max.)	in	7.5 / 92.5	9.8 / 90.6	12.6 / 86.1
FOR LARGE SIZE CASINGS		-	-	-
CASING DIAMETER (min. and max.)	in	-	-	-
FOR CONCRETE AND WOODEN PILES		Multigrip 120 t	Multigrip 120 t	Multigrip 180 t
	lb	3432	3432	5060



65HD	75HD	120HD	200HD	265HDS	2x200HD
5640	6510	10420	17360	23000	34720
445	521	645	951	1846	1902
146	171	212	312	606	624
26 / 1560	25 / 1500	23 / 1380	23 / 1380	25 / 1500	23 / 1380
199	212	287	479	749	957
67	98	135	202	202	360
10360	10570	18080	29410	43980	77560
14990	23320	29320	45410	68190	108200
1.09	1.23	1.15	1.18	1.05	0.9
91	138	91	91	260	98
34	37	59	60	79	169
13	16	31	31	63	169
102	86	118	157	118	173
600	650	900	1200	2x1200	2X1200
Option	Option	Option	Option	Option	Option
0° - 15° Option 45°	0° - 15° Option 45°	0° - 15° Option 45°	0° - 15° Option 45°	0° - 15°	Contact PTC
65HDS + 650	75HDS + 900	130HD + 1200	-	-	-
Agriplex 240 t	Agriplex 240 t	Agriplex 350 t	-	-	-
4740	4740	6020	-	-	-
Duplex 2x120 t	Duplex 2x120 t	Duplex 2x150 t	Duplex 4x120 t	-	Contact PTC
3595	3595	6835	13890	-	Contact PTC
22.8 / 68.3	22.8 / 111.6	25.6 / 134.4	37.8 / 81.9	-	Contact PTC
-	-	Quadriplex 4x85 t*	Quadriplex 4x120 t*	Quadriplex 4x250 t	Contact PTC
-	-	13890	13820	23150	Contact PTC
-	-	29.1 / 89	53.9 / 135.4	70.1 / 141.7	Contact PTC
Multigrip 180 t	-	-	-	-	Contact PTC
5060	-	-	-	-	Contact PTC

HV RANGE



Standard Frequency and Variable Moment Technology*.

The HV range offers the comfort and the advantages of the variable moment technology while working at standard frequency. Therefore, it requires less powerful power packs than High Frequency Vibrodrivers. These Vibrodrivers are suitable for telescopic cranes thanks to their resonance-free start-up and shut down.

The VIBMASTER® monitoring system is highly recommended.

* For more information on PTC patented variable moment technology, see page 8.



VIBRODRIVERS		30HV
ECCENTRIC MOMENT	in-lb	0-2390
HYDRAULIC POWER	HP	301
OIL FLOW	gpm	99
MAX. FREQUENCY	Hz / rpm	29.3 / 1760
MAX. CENTRIFUGAL FORCE	tons	107
MAX. LINE PULL CAPACITY	tons	35
VIBRATING WEIGHT WITHOUT CLAMP	lb	5760
TOTAL WEIGHT WITHOUT CLAMP	lb	8370
MAX. AMPLITUDE	in	0.83
LENGTH	in	86
MAX. WIDTH	in	31
CENTRE WIDTH	in	13
HEIGHT WITHOUT CLAMP	in	79
RECOMMENDED POWER PACK		
TYPE		400
OPTIONS		
COOLER (for continuous running)	-	Option
RAKED VERSION	-	0° - 15° Option 45°
EXTRA POWER VERSION (Vibro + Powerpack)	-	-
RECOMMENDED CLAMPS		
FOR SHEET PILES		Agriplex 120 t
	CLAMPS TOTAL WEIGHT	lb 1650
FOR CASINGS AND TUBES		Duplex 2x55 t
	CLAMPS TOTAL WEIGHT	lb 2095
	CASING DIAMETER (min. and max.)	in 9.8 / 45.3
FOR CONCRETE AND WOODEN PILES		Multigrip 120 t
		lb 3432



52HV	60HV	120HV
0-4510	0-5210	0-10420
447	481	645
147	158	212
28 / 1680	28/1680	23 / 1380
184	213	287
70	70	135
9410	9520	20940
15590	15810	31530
0.96	1.09	0.99
91	91	99
35	35	58
15	15	31
93	93	129
600	650	900
Option	Option	Option
0° - 15°	0° - 15°	0° - 15°
Option 45°	Option 45°	
-	60HVS + 900	130HV + 1200
Agriplex 240 t	Agriplex 240 t	Agriplex 350 t
4740	4740	6020
Duplex 2x120 t	Duplex 2x120 t	Duplex 2x150 t
3595	2595	6835
22.8 / 67.9	22.8 / 67.9	25.6 / 67.9
Multigrip 180 t	-	-
5060	-	-

PTC reserves the right to modify the technical data without notice.

HFV RANGE

High Frequency and Variable Moment Technology*



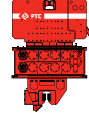
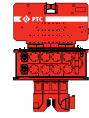



The HFV range allows to adjust the amplitude at anytime, thus it is highly recommended for “vibration-sensitive” applications: city centers, or near existing structures (bridges, highways, metro). The HFV Vibrodrivers are suitable for telescopic cranes thanks to their resonance-free start up and shut down.

The **VIBMASTER®** monitoring system is highly recommended.

* For more information on PTC patented variable moment technology, see page 8.



VIBRODRIVERS		10HFV	16HFV	20HFV
ECCENTRIC MOMENT	in-lb	0-870	0-1390	0-1740
HYDRAULIC POWER	HP	193	308	420
OIL FLOW	gpm	65	101	138
MAX. FREQUENCY	Hz / rpm	38.3 / 2300	38.3 / 2300	38.3 / 2300
MAX. CENTRIFUGAL FORCE	tons	66	106	133
MAX. LINE PULL CAPACITY	tons	25	34	42
VIBRATING WEIGHT WITHOUT CLAMP	lb	2240	5490	5640
TOTAL WEIGHT WITHOUT CLAMP	lb	4280	8110	8250
MAX. AMPLITUDE	in	0.78	0.51	0.62
LENGTH	in	55	86	86
MAX. WIDTH	in	25	31	31
CENTRE WIDTH	in	15	13	13
HEIGHT WITHOUT CLAMP	in	55	79	79
RECOMMENDED POWER PACK				
TYPE		240	400	500
OPTIONS				
COOLER (for continuous running)	-	-	Standard	Standard
RAKED VERSION	-	0 - 15°	0 - 15° Option 45°	0 - 15° Option 45°
RECOMMENDED CLAMPS				
FOR SHEET PILES		Agriplex 90 t	Agriplex 120 t	Agriplex 170 t
CLAMPS TOTAL WEIGHT	lb	730	1650	2760
FOR CASINGS AND TUBES		Duplex 2x42 t	Duplex 2x55 t	Duplex 2x85 t
CLAMPS TOTAL WEIGHT	lb	1675	2095	2690
CASING DIAMETER (min. and max.)	in	7.5 / 39.4	9.8 / 45.3	12.6 / 42.5
FOR CONCRETE AND WOODEN PILES		Multigrip 60 t	Multigrip 120 t	Multigrip 180 t
	lb	1716	3432	5060



24HFV	30HFV	32HFV	40HFV	48HFV
0-2080	0-2520	0-2780	0-3470	0-4170
440	454	516	687	868
144	149	169	226	285
38.3 / 2300	36.7 / 2200	38.3 / 2300	38.3 / 2300	38.3 / 2300
160	176	213	266	319
42	67	67	84	84
5710	8660	8830	9090	9340
8320	14580	14580	15380	15620
0.73	0.58	0.63	0.76	0.89
86	91	91	91	91
31	36	36	36	36
13	16	16	16	16
79	92	92	94	94
600	600	650	900	1200
Standard	Standard	Standard	Standard	Standard
0 - 15°	0 - 15°	0 - 15°	0 - 15°	0 - 15°
Option 45°	Option 45°	Option 45°	Option 45°	Option 45°
Agriplex 170 t	Agriplex 240 t	Agriplex 240 t	Agriplex 350 t	Agriplex 350 t
2760	4740	4740	6020	6020
Duplex 2x85 t	Duplex 2x120 t	Duplex 2x120 t	Duplex 2x150 t	Duplex 2x150 t
2690	3595	3595	6835	6835
12.6 / 42.5	22.8 / 64.3	22.8 / 64.3	25.6 / 62.1	25.6 / 62.1
Multigrip 180 t	-	-	-	-
5060	-	-	-	-

PTC reserves the right to modify the technical data without notice.

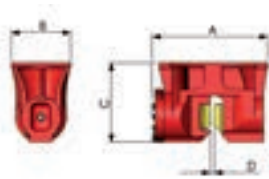
CLAMPING HEADS

A wide range of clamping heads to match the diversity of profile forms and sizes.



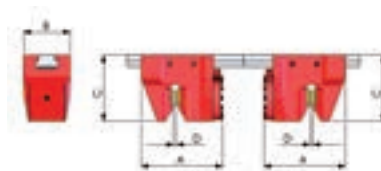
Agriplex

A fixed clamp for single sheet piles or H beams.



Duplex

Two clamps for casings, caissons, and double sheet piles, which can slide on T-bars.



AGRIPLEX	A - Length (in)	B - Width (in)	C - Height (in)	D - Opening (in)	Weight (lbs)	Clamping force (ton)
22 t	19.2	9.4	12.1	0.79	190	25
40 t	19.4	9.8	15.7	1.38	490	45
60 t	24.4	13.0	18.9	1.57	580	67
85 t	34.7	11.8	18.9	1.46	970	96
90 t	26.1	13.0	15.2	1.57	730	101
120 t	35.0	18.1	24.2	1.38	1650	135
170 t	40.2	20.1	27.4	1.97	2760	191
240 t	50.1	20.9	38.4	2.01	4740	270
350 t	56.2	21.7	35.4	2.76	6020	393
CLAMPS FOR DUPLEX						
42 t	16.0	11.8	15.7	1.46	460	47
55 t	19.3	11.8	17.7	1.57	770	62
85 t	21.6	12.8	22.6	1.97	1120	96
120 t	27.6	15.7	22.0	2.05	1540	135
150 t	32.1	16.5	22.6	2.36	2870	169
250 t	48.4	20.1	33.1	2.36	5290	281

PTC reserves the right to modify the technical data without notice.



Multigrip

A helmet clamp for concrete or wooden piles (round or square).

60 t



30HV Vibrodriver equipped with Multigrip clamp driving 350 mm square concrete piles in Russia.



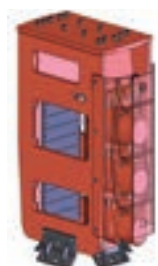
30HFV Vibrodriver driving wooden piles at the entrance of the Marina, Hamburg-Germany.

120 t



MULTIGRIP 60 t		Min. / Max.		Min. / Max.	
		☒		☉	
STANDARD	in	11.0	13.8	11.4	13.8
OPTION	in	5.5	8.3	6.3	9.1
OPTION	in	8.3	11.0	9.1	11.4

180 t



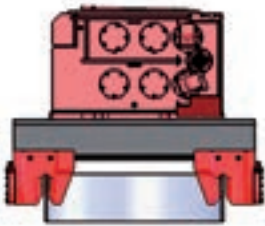
MULTIGRIP 120 t		Min. / Max.		Min. / Max.	
STANDARD	in	16.9	19.7	17.3	19.7
OPTION	in	11.4	14.2	11.8	14.6
OPTION	in	14.2	16.9	14.6	17.3

MULTIGRIP 180 t		Min. / Max.		Min. / Max.	
STANDARD	in	16.9	19.7	17.3	19.7
OPTION	in	11.4	14.2	11.8	14.6
OPTION	in	14.2	16.9	14.6	17.3

PTC reserves the right to modify the technical data without notice.

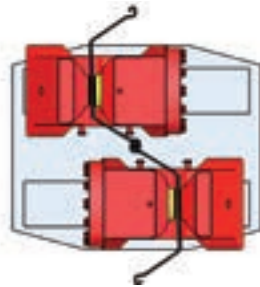
CUSTOMISED INTERMEDIATE PLATES

To adapt the clamping system to the specific needs of the job site.



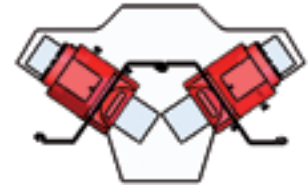
Duplex with straight beam

to drive large casings
(mostly used with Duplex clamp)



Duplex with intermediate plate

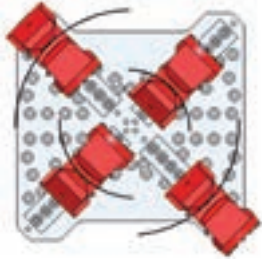
for double U sheet piles



Duplex with intermediate plate

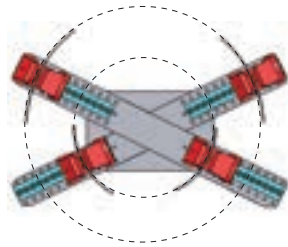
for Z double sheet piles





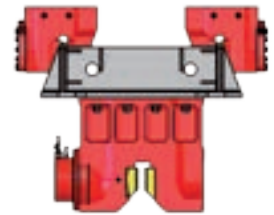
Quadriplex with intermediate square plate

for small and medium casings on large Vibrodriers




Quadriplex with spreader beam

For large and heavy casings



Combined clamp system

For a fast switch of clamp (Agriplex - Duplex) when driving sheet piles and casings



POWER PACKS

A wide range of power packs complying to the most recent environmental regulations and emission standards:
Tier 3, Tier 4i, Tier 4f.

To select a Powerpack, please check the emission standards required in your country.

You can also visit our website : www.ptc.fayat.com to verify what Power packs are available for your region.



POWER PACKS		240DO	400CO	400DO	500D	500VO	550CO
OPEN/CLOSED LOOP CIRCUIT		OPEN LOOP	OPEN LOOP	OPEN LOOP	CLOSED LOOP	OPEN LOOP	OPEN LOOP
ENGINE MODEL - Tier 4f		-	-	-	-	-	-
ENGINE MODEL - Tier 4i		DEUTZ TCD 6.1	-	DEUTZ TCD 7.8 L6	-	-	-
ENGINE MODEL - Tier 3		DEUTZ TCD 2012 L6	CAT C9 ACERT	DEUTZ TCD 2013 L6 4V	DEUTZ TCD 2015 V6	VOLVO TAD 1353 VE	CAT C15 ACERT
ENGINE MODEL - Tier 2		-	-	-	-	-	-
ENGINE POWER	HP	215	325	322	483	463	540
ROTATION SPEED	rpm	2300	2200	2200	2100	1900	2100
MAX. OIL FLOW	gpm	74	132	132	140	135	145
NOMINAL OIL FLOW AT 350 BARS	gpm	63	100	100	140	135	141
MAX. PRESSURE	psi	5070	5070	5070	5580	5070	5070
HYDRAULIC OIL CAPACITY	gal	122	185	185	132	343	354
FUEL CAPACITY	gal	124	172	172	222	351	351
LENGTH	in	118	152	152	157	189	189
WIDTH	in	63	63	63	63	79	79
HEIGHT	in	81	79	79	80	96	91
WEIGHT (WITHOUT FUEL)	lb	7606	11023	10362	12787	19835	20496
ECOMODE		ECOMODE	ECOMODE	ECOMODE	OPTION	ECOMODE	ECOMODE
STANDARD		STANDARD	STANDARD	STANDARD	STANDARD	STANDARD	STANDARD
	15 ft	10	10	10	10	10	10
	2315 lb	485	772	772	1356	1356	1356

PTC reserves the right to modify the technical data without notice.

PTC offers various «Multi-purpose» powerpacks that feature an open loop circuit, which allows the power pack to supply power to multiple equipments:

Vibrodrivers, Hydraulic hammers, Vibrolances and more...



600D	600DO	650CO	650VO	900CO	900VO	1200VO
CLOSED LOOP	OPEN LOOP	OPEN LOOP	OPEN LOOP	OPEN LOOP	OPEN LOOP	OPEN LOOP
-	-	-	VOLVO TAD 1375 VE	-	-	2X VOLVO TAD 1375 VE
-	DEUTZ TCD 12.0	-	-	-	-	-
DEUTZ TCD 2015 V6	DEUTZ TCD 2015 V6	CAT C15 ACERT	-	-	-	2X VOLVO TAD 1650 VE
-	-	-	-	CAT C18 ACERT	VOLVO TAD 16 VE	-
483	483	540	543	766	758	1086
2100	2000	2100	1900	2100	1900	1900
151	180	198	185	264	250	320
151	153	172	172	238	238	317
5580	5070	5070	5070	5070	5070	5070
132	291	354	343	392	404	518
222	214	351	351	351	351	568
157	156	189	189	189	189	256
63	71	79	79	79	79	86
80	80	91	88	94	96	88
12787	14550	18078	17196	19841	20717	33000
ECOMODE	ECOMODE	ECOMODE	ECOMODE	ECOMODE	ECOMODE	ECOMODE
STANDARD	STANDARD	STANDARD	STANDARD	STANDARD	STANDARD	STANDARD
10	10	10	10	15	15	15
1356	1356	1356	1356	2315	2315	3682

Ecomode

The Ecomode is an electronic module included in most of PTC Power Packs, which reduces fuel consumption, polluting emissions and noise. This module automatically adjusts the speed of the diesel engine to only supply the power that is needed according to the soil conditions.

Ecomode

To reduce fuel consumption
from 10 - 35 %

The Ecomode allows the engine to permanently run at optimal speed without modifying the flow and the frequency of the Vibrodriver. Hence, obtaining the same Vibrodriver performance using less fuel.



With Ecomode

- Variable engine speed
- Variable displacement

- Up to 35% reduction in fuel consumption
- Up to 35% reduction in polluting gas
- Significant sound level reduction

Without Ecomode

- Maximum engine speed
- Fixed setting of the displacement

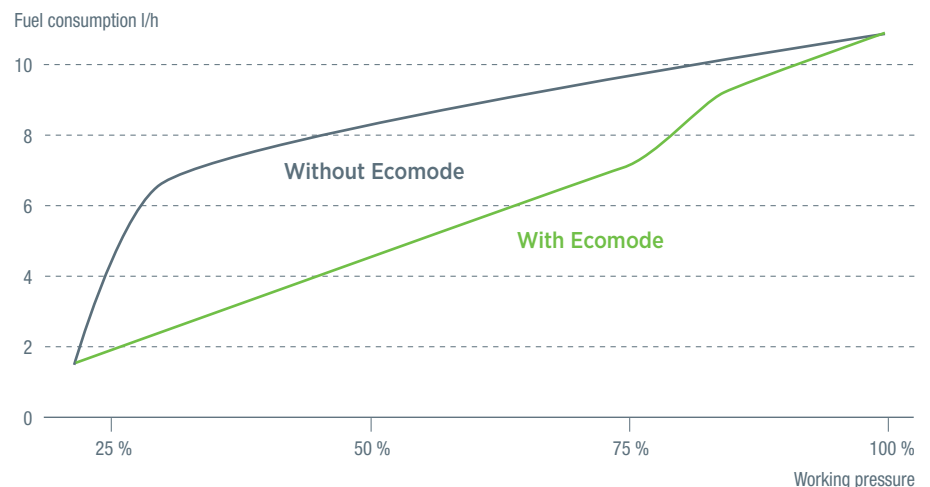
- High fuel consumption



CONSTANT
HYDRAULIC FLOW
SAME VIBRODRIVER
PERFORMANCE

The Ecomode is an electronic module included in PTC Power packs. This module automatically adapts the speed of the diesel engine to only supply the power that is needed according to the soil conditions.


Fuel consumption with/without Ecomode



This information has been obtained from a job site in St Malo France, using a power pack 350D Ecomode.

MONITORING

Soil velocity Vibmaster®



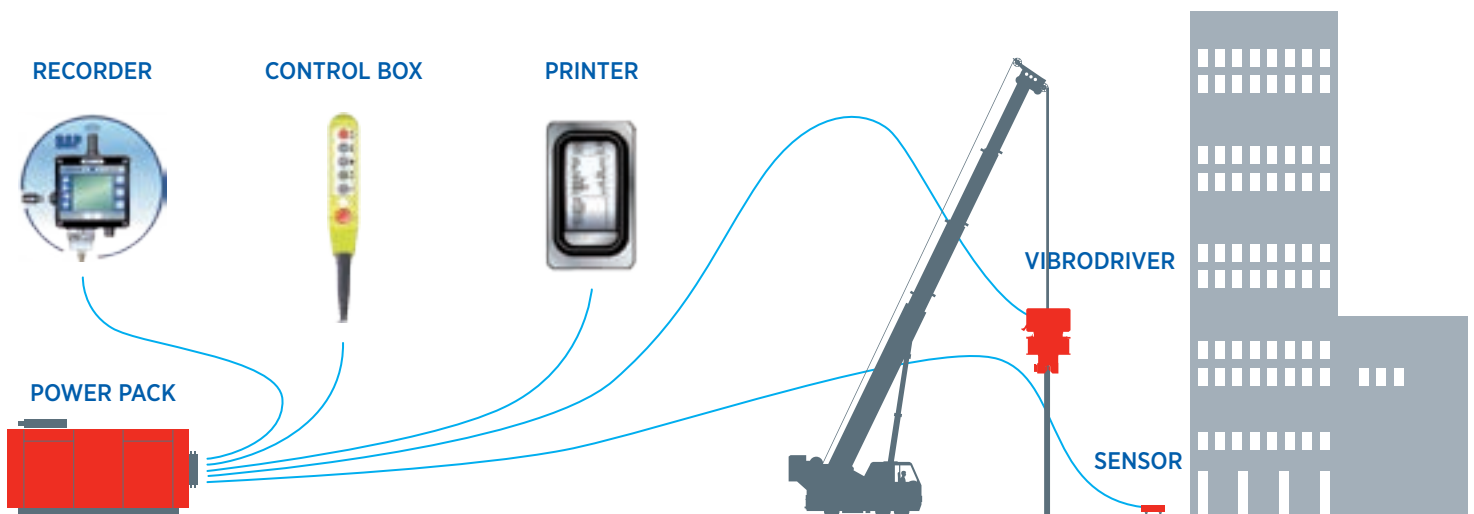
Vibmaster® is the monitoring system for PTC Vibrodriver applications. It allows to continuously control the driving of piles and sheet piles through the reading of the following parameters:

- The pressure of the Vibrodriver, to display the power supplied
- The soil particle Velocity (in inches/s), to control the vibration

The following parameters are optional:

- Depth of penetration (in feet)
- Vibrodriver's vibration frequency and amplitude
- Verticality

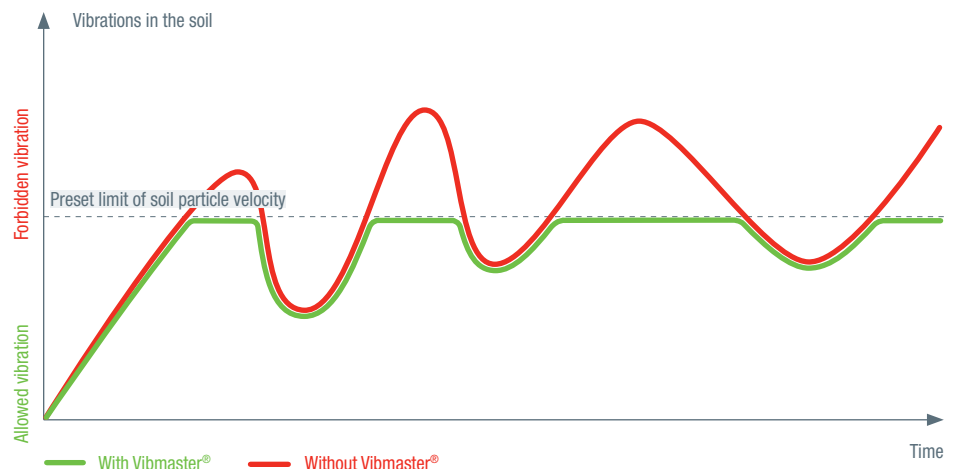
The Vibmaster working with HFV and HV Vibrodrivers enables to set a limit to the soil particle velocity that will not be exceeded. This system is required in sensible and restricted areas such as, city centres, job sites near buildings, or job sites next to train railways.



To connect the monitoring system to your PTC power pack, all you need is to install a junction box inside the power pack and then connect it to all the components: the remote control box, the sensors and the monitoring panel, which displays the measurements in real time.

Monitor in real time a variety of working parameters to be sure to comply with the job site requirements. In addition, you can get a copy of the data on a USB key or store the data on your computer, to analyse the work data and prepare better for the next jobsite or to show it to a certification body.

Comparison of soil vibrations with/without Vibmaster® monitoring system



WORLDWIDE NETWORK IN OVER 40 COUNTRIES



www.ptc.fayat.com



Quality Management System Certified

PTC

56 rue de Neuilly
93136 Noisy-le-Sec Cedex
France
Tel.: +33 (0)1 49 42 72 95
Fax: +33 (0)1 48 44 00 02
E-mail: contact@ptc.fayat.com

PTC USA

125 Blue Granite Parkway
Ridgeway, SC 29130
USA
Tel.: +1 309-852-6267
Fax: +1 888-977-0986
E-mail: j.myers@ptc.fayat.com

PTC FAR EAST

3 Tuas Avenue 16
638926
Singapore
Tel.: +65 6861 7977
Tel.: +65 6861 6338
Fax: +65 6861 4514
E-mail: ptcfe@ptcfareast.com

PTC MIDDLE EAST

JAFZA south FZS1 AH03
P.O. Box 262637
Jebel Ali-Dubai - UA
Tel.: +971 (0) 4-8863233
Mob.: +971 (0) 50 340 2451
E-mail: s.espin@ptc.fayat.com